2XU TRIATHLON SERIES 2027

RACE 1 ELWOOD »» 06.12.2026

RACE 2 ST KILDA »» 10.01.2027

RACE 3 SANDRINGHAM »» 07.02.2027

SPRINT, OLYMPIC & AQUABIKE EVENT GUIDE

RACE 4 ELWOOD »» 28.02.2027

RACE 5 ST KILDA »» 11.04.2027



AUS TRIATHLON VIC CLUB CHAMPIONSHIP

AUS TRIATHLON 2027 TRIATHLON Age Group Team QUALIFYING RACE

2XU TRIATHLON SERIES

SPRINT, OLYMPIC & AQUABIKE EVENT GUIDE

KEY DETAILS		
LOCATION	Trevor Barker Oval, Sandringham	
OLYMPIC DISTANCE	1.5KM SWIM / 40KM CYCLE (2 LAPS) / 10KM RUN (2 LAPS)	
SPRINT DISTANCE	750M SWIM / 20KM CYCLE / 5KM RUN	
SATURDAY 6 FEBRUARY		
Race Kit Collection	10:30am - 1:00pm	
Tri Alliance Tips & Tricks	Free Triathlon Clinic 11:30am - 12:30pm	
SUNDAY 7 FEBRUARY		
DISTANCE	OLYMPIC & AQUABIKE	SPRINT
Race Kit Collection	5:30am - 7:30am	5:30am - 8:30am
Bike Mechanic	In venue on event day between 6:00am and 8:30am	
Bike Check-In	5:30am - 7:30am	5:30am - 8:30am
Tri Vic Race Briefing	7:30am at Swim Start	8:30am at Swim Start
RACE START	7:45am	8:45am
ELITE RACE START		DRAFT LEGAL SPRINT 7:45am
Presentations	Approx. 11:00am - Listen For Announcement Post Race	
Post Race Bike Collection	After finish - please collect your bike and exit via Southern Gate	

INTERACTIVE COURSE MAP

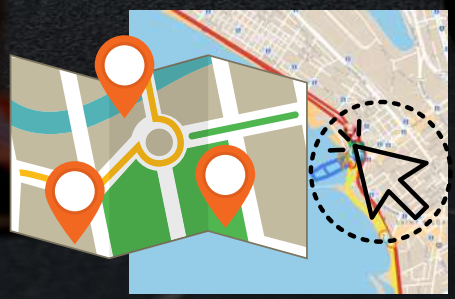

TRI-ALLIANCE TRIATHLON TIPS AND TRICKS

Keen to learn more before your race? Collect your Kit on Saturday, and attend Tri-Alliance Tips and Tricks. This includes a walk through of transition and Q&A interactive session. Free Registration Here.

2XU TRIATHLON SERIES

CHECKING IN AT THE EVENT

STEP 1. PLEASE PRESENT 'ETICKET' DURING REGISTRATION TIMES

Sent on the Thursday of Race Week to your email.
*Search **'eTicket'** (Check Email & Spam/Junk Folder)*

Please note for the 2026/2027 Series, your Race Number will be allocated to you as you scan in at the registration desk.



STEP 2. RACK YOUR BIKE WITH RACE AWARD CATEGORY

Please Note: Racking <u>Is Not</u> According To Race Number (Draft Legal Excluded)

- Your race number will be assigned when you collect your kit. Bike racking is now organised by the race category you selected during registration, which matches your wave start category.

  STEP 1: Locate your distance.

  STEP 2: Please rack your bike in any position between the two green ticks of your category.

- You'll find signage in the following order;
  - Draft Legal Categories
  - Open
  - Age Groups (Youngest To Oldest)
  - Para Multiclass, Teams,
  - Family & Friends, First Timers, Clydesdale/Athena & Aquabike

2XU TRIATHLON SERIES

SPRINT, OLYMPIC & AQUABIKE EVENT GUIDE

ARRIVING AND DEPARTING TREVOR BARKER OVAL

Please arrive on foot with your bike via the Southern Gate at Jetty Road. Do not park along Jetty Rd, or the car parks on either side of the football oval. For those arriving early there is space in the Brighton Beach Train Station Carpark and Sandringham Station Car Park.



CLICK THIS LINK TO NAVIGATE TO CORRECT ENTRY

BIKE CHECK-IN AND COLLECTION EVENT DAY

Please note all bikes will be checked in and out of the road side, southern end of transition.



2XU TRIATHLON SERIES

SPRINT, OLYMPIC & AQUABIKE EVENT GUIDE

PREPARING FOR EVENT DAY

TRANSPORT & PARKING

PUBLIC TRANSPORT WHERE POSSIBLE
We highly suggest that all competitors ride or take public transport, due to limited parking space and traffic congestion on race-day.

PARKING
- Please DO NOT park along Jetty Rd, or the car parks on either side of the football oval.
- For those arriving early there is space in the Brighton Beach Train Station Carpark, Sandringham Station Car Park.

RACE DAY CHECKLIST

GENERAL
- Gear Bag
- Race Kit (swim cap, stickers, wristband & timing band)
- Watch or heart rate monitor & band
- Energy Bars, Gels & Fluid
- Sunscreen
- Talcum Powder (for shoes)
- Vaseline (to prevent chafing)
- Race Belt (Olympic distance competitors)
- Black Permanent Marker (number - right arm, category – left calf)

SWIM
- Swim Suit or Tri Suit
- Transition Towel (brightly coloured)
- Goggles x 2 (or a spare strap/nose piece)
- Swim Cap (part of your race kit)
- Wet Suit
- Body Glide, baby oil or Vaseline (to help remove wetsuit)
- Ear and nose plugs if required

BIKE
- Bike and Helmet
- Bike shoes or runners
- Water Bottle x 2
- Sunglasses
- Bike Computer
- Socks
- Track Pump or check tyre pressure beforehand
- Tool Bag with spare tubes and repair tools
- Race wheels
- Electricial Tape (to fasten gels or repair kit to your bike

RUN
- Running Shoes (with elastic laces for a quicker transition!)
- Hat (for sun protection)
- Sunglasses (second clean pair if required)
- Socks (if preferred)

POST RACE
- Clothing (dry, warm clothing for post race)

RACE KIT

RACE KIT COLLECTION
Saturday OR Sunday. Refer to event timetable.

WHAT'S IN YOUR RACE KIT?

- Security Wristband - Attach to either wrist.
- Helmet Sticker - Attach to RIGHT-HAND SIDE of helmet.
- Bike Security Sticker - Attach the sticker to the handlebars/head stem of your bike.
- Swim Cap - Your swim cap will signify your wave start.
- Timing Band - Securely attach to your ankle to ensure you receive accurate times. Teams receive one timing band which needs to be exchanged at your bike rack in the compound. If you withdraw during the race please return to the timing band collection area at the finish line. All athletes must hand back their timing band after they finish (including series athletes). There is a $80 charge for any bands lost, damaged or not returned at the finish .





NUMBER WRITING
Race Number from E-Ticket to be written on the outside of your right arm. The category letter (found on info board) goes on the back of your right calf (this is so you can tell who is in the same category as you out on course).

There will NOT be the ability to do this at the event site. Please note that you WILL be able to start if you have forgotten but we encourage you to perform this at home.

CATEGORY	REAR OF R CALF
Elite Male & Female	A
Elite Junior Male & Female	B
13-14 Youth A	BB
Open Male & Female	C
15-19 Male & Female	D
20-24 Male & Female	E
25-29 Male & Female	F
30-34 Male & Female	G
35-39 Male & Female	H
40-44 Male & Female	I

45-49 Male & Female	J
50-54 Male & Female	K
55-59 Male & Female	L
60-64 Male & Female	M
65-69 Male & Female	N
70+ Male & Female	S
Clydesdale (Male Only)	O
Athena (Female Only)	O
First Timer Male & Female	P
Family & Friends & Multiclass Male & Female	Q
Teams	R

2XU TRIATHLON SERIES

SPRINT, OLYMPIC & AQUABIKE EVENT GUIDE

GETTING READY TO RACE

BIKE COMPOUND ENTRY
Proceed to the bike compound entry. Helmet must also be on and secured. You will need to collect your Race Kit and apply all required stickers and wristbands to enter the bike compound.

Remember to arrange gear on the rightside of the bike.



BAG COMPOUND
There will be a fenced off area managed by volunteers near the bike compound for any large bags. Your race number will be written on a tag which will be attached to your bag. We strongly recommend that no valuables are left in this area and you label all your belongings.

RACE BRIEFING
There will be a race briefing at the swim start approximately 15 minutes prior to the first wave start for each category.

RACKING YOUR BIKE WITH YOUR CATEGORY (ANY POSITION WITHIN THE CORRECTLY SIGNED AREA)

3 BIKES PER SIDE (6 PER POLE)

TOWEL LAID OUT UNDER HELMET & SHOES - RIGHT HAND SIDE OF BIKE

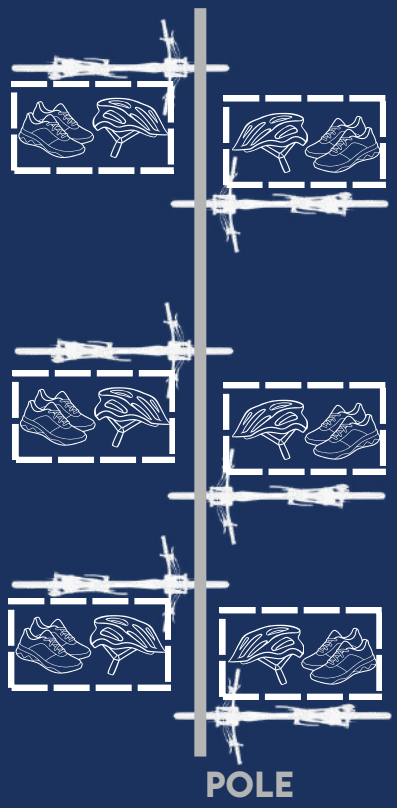

2XU TRIATHLON SERIES

SPRINT, OLYMPIC & AQUABIKE EVENT GUIDE

SWIM



BIKE



RUN



OTHER IMPORTANT INFORMATION

ROAD CLOSURES

There will be road closures of Beach Road that will affect traffic and access to parking on the race day if you have an enquiry about traffic and road closures, please contact our Traffic Enquiries Line.

Traffic Enquiries Line: 0456 479 606.
Operational - Saturday 9am-5pm
and Sunday 5am – midday.

SUNDAY 7 FEBRUARY 2027

Beach Road Closed
From – South Road, Brighton to Charman Road, Beaumaris from 6.00am to 11:00am
Managed Crossings on Course.

Access to Sandringham Yacht Club
Crossing Beach Road – from Georgiana St to Jetty Road, Sandringham.

Access to Black Rock Yacht Club
Crossing Beach Road – from Bayview Cres to Cerberus Way, Black Rock.

ROAD CLOSURE MAP

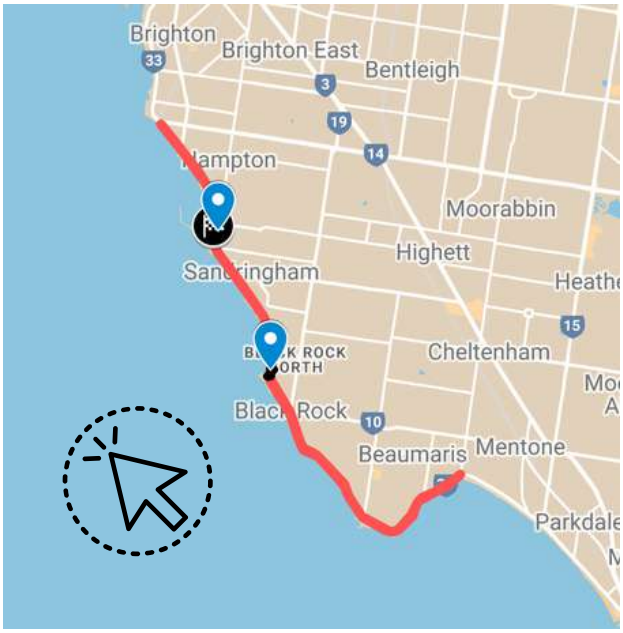

WEATHER

O2 Events will communicate with the Weather Bureau regarding specific details of possible weather conditions including intensity, duration and likelihood. In the instance the event is adversely affected by extreme weather, consultation between O2 and relevant authorities will be held to determine the actions required with the safety of participants, staff and the public at the forefront of any decision made.

Water quality - In the instance of large volumes of rain in the days before the event that negatively affect water quality, a call won't be made until the event morning itself of whether to cancel the swim leg and instead have a Run / Bike / Run. The decision is left until the event morning to give a swim every chance of occurring, and pollution clearing. Please follow our facebook for the most up to date information in these instances https://www.facebook.com/2XUtriseries/.

2XU TRIATHLON SERIES

SPRINT, OLYMPIC & AQUABIKE EVENT GUIDE

RACING - TECHNICAL REGULATIONS

GENERAL CONDUCT - COMPETITORS MUST:

- Practice good sports conduct at all times
- Competitors are responsible for following the Triathlon Australia Race Competition Rules and any special rules applicable to the event.
- Obey instructions from event officials, marshals, and Police.
- Obey traffic regulations unless otherwise instructed by an event official
- Treat other competitors, officials, volunteers and spectators with respect
- Know and keep on the designated event course
- Not wear electronic devices e.g. iPod, mobile phone etc.
- Not obstruct or interfere with the forward progress of another competitor or jeopardise the safety and welfare of another competitor or race official or spectator or member of the public
- Only accept assistance from an event official, otherwise no outside assistance.
- Not discard any equipment or litter on the course except at approved dedicated location (do not litter)

BIKE COMPOUND

All bags should be removed from transition prior to transition closing for the start of the event.

SWIM CONDUCT - COMPETITORS:

- Must wear the swim cap provided
- May use any swimming stroke for propulsion through the water, and may tread water or float
- May stand on the bottom or rest by holding an object e.g. boat, buoy or paddleboard. However, they must not make forward progress whilst doing this.
- Should raise an arm overhead and call for assistance in an emergency. If assistance is rendered beyond resting, the competitor will be deemed to have not finished the event.
- Must take all their equipment i.e. swim cap and goggles to their designated rack in transition
- Any competitor receiving an infringement penalty may be required to serve a Stop-Start Penalty with the Technical Official where the infringement occurred on the course

CYCLE CONDUCT – COMPETITORS:

- Must wear footwear and a top.
- Must wear a helmet approved by a testing authority and it must remain securely fastened at all times once the bike is removed from the rack, on the bike course and until bike is replaced on bike rack.

WHAT'S DRAFTING AND HOW DO I AVOID DOING IT ON THE BIKE LEG?

7m Drafting Rule @ 2XU Tri-Series



UNDERSTANDING BEACH RD CLOSURE AND RESIDENT ACCESS LANE

DO NOT ENTER
Coned lane on the resident side of Beach Rd,
'Resident Access Lane'

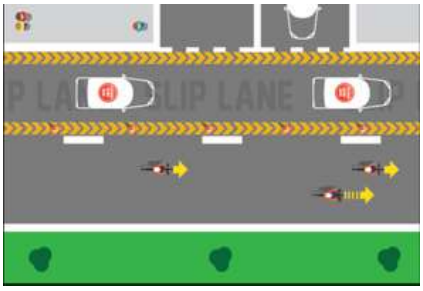

HOW TO CORRECTLY FIT YOUR HELMET?

WATCH THIS SHORT VIDEO ON HOW TO CORRECTLY FIT YOUR HELMET



CYCLE CONDUCT – COMPETITORS (CONT.)

- Must cycle in single file on left hand side of bike course unless passing. Failure to do so will incur a penalty for a blocking infringement
- Must keep a distance of 7 meters between leading edge of front wheel of the forward bike and leading edge of front wheel of following bike, unless passing.
- Draft zones may overlap for safety reasons, leaving or entering transition and when making an acute/U turn
- Have 15 seconds to pass through the 7 meter draft zone and must be gaining on the forward competitor at all times. After passing must move to the left when safe to do so.
- Competitor passed must immediately drop back out of the draft zone of forward competitor before attempting to repass. Distance between two competitors must be increasing.
- Competitors reported for drafting, or an illegal pass, will be shown a BLUE card by a Technical Official.
- In both cases they will be asked to confirm their race number, be told of the infringement and to report for a 3 minute time penalty at the next Penalty Box on the cycle course.
- Failure to observe the above will result in a disqualification for failing to serve the penalty
- Competitors reported for blocking may be shown a YELLOW card by a Technical Official, and may be given a stop and go penalty, which is to be served in the Penalty Box.

RUN CONDUCT - COMPETITORS

- Must wear shoes and a top
- Outside assistance is not permitted

PENALTIES

- Infringement of the rules may result in one of the following penalties:
- **Yellow Card** Stop -Start penalty to be served with the Technical Official where the infringement occurred on the course excluding the cycle course. Generally swim, transition and run segments of the course will be served with a technical official, for cycle leg this needs to be served in the penalty box.
- **Blue Card** on cycle leg of course is shown for an infringement then a 3 minute time penalty must be served at the next Penalty Box on the cycle course. Two or more blue cards may result in a disqualification.
- **Red Card** is shown for a major infringement. Competitor may complete event but Race Referee will rule on the infringement at conclusion of event and if ratified, competitor will be disqualified.

AUS TRIATHLON

MORE INFO HERE

DRAFT ZONE DISTANCE 7M

- Keep left
- Pass within allowed time
- Continue momentum after passing
- Drop out of draft zone on being passed
- Never pass on the left

2XU TRIATHLON SERIES

WAVE STARTS - OLYMPIC, AQUABIKE

OLYMPIC & AQUABIKE STARTS (PLUS DRAFT LEGAL)			
WAVE#	**WAVE TIME (7:45AM + H:MM:SS)**	**CATEGORY** (Please rack your bike with your wave Category)	**SWIM CAP** (Please start with your category noting some colours appear multiple times)
SPRINT DRAFT LEGAL 750M SWIM / 20KM CYCLE / 5KM RUN			
1	00:00:00	MElite (Draft Legal)	FLURO PINK
		MJunior Elite (Draft Legal)	FLURO YELLOW
		MYouth (Draft Legal)	
2	00:02:00	FElite (Draft Legal)	FLURO PINK
		FJunior Elite (Draft Legal)	FLURO YELLOW
		FYouth (Draft Legal)	
OLYMPIC DISTANCE1.5KM SWIM (2 LAPS) / 40KM CYCLE (2 LAPS) / 10KM RUN (2 LAPS)			
3	00:05:00	MOpen	RED
		FOpen	
4	0:07:30	M15-19	SKY BLUE
		M20-24	
		M25-29	
		Para Multiclass	
5	00:10:00	M30-34	FLURO GREEN
		M35-39	
6	00:12:30	M40-44	LIGHT PURPLE
		M45-49	
7	00:15:00	M50-54, M55-59, M60-64	YELLOW
		M65-69, M70-74, M75-79, M80+	
8	00:17:30	F15-19, F20-24	FLURO PINK
		F25-29, F30-34	
9	00:20:00	30-35, F40-44, F45-49, F50-54, F55-5	WHITE
		F60-64, F65-69, F70-74, F75+	
10	00:22:30	MAquaBike (No Run Leg)	FLURO ORANGE
		FAquabike (No Run Leg)	
		Teams	
		Athena	
		Clydesdale	

2XU TRIATHLON SERIES

WAVE STARTS - SPRINT

SPRINT DISTANCE			
WAVE#	**WAVE TIME (8:45AM + HH:MM:SS)**	**CATEGORY** (Please rack your bike with your wave Category)	**SWIM CAP** (Please start with your category noting some colours appear multiple times)
NOTE: SPRINT DRAFT LEGAL WAVES START AHEAD OF OLYMPIC DISTANCE			
SPRINT DISTANCE 750M SWIM / 20KM CYCLE / 5KM RUN			
1	00:00:00	MOpen	**RED**
		FOpen	
2	00:02:30	M25-29	**FLURO GREEN**
		MPara Multiclass (21 & Over)	
		MPara Multiclass (20 & Under)	
3	00:05:00	M15-19	**SKY BLUE**
		M20-24	
4	00:07:30	M30-34	**YELLOW**
5	00:10:00	M35-39	**LIGHT PURPLE**
6	00:12:30	M40-44	**FLURO ORANGE**
7	00:15:00	M45-49	**FLURO PINK**
8	00:17:30	F15-19, F20-24, F25-29	**WHITE**
		F30-34, F35-39	
		FPara Multiclass (21 & Over)	
		FPara Multiclass (20 & Under)	
9	00:20:00	M50-54, M55-59, M60-64	**ORANGE**
		M65-69, M70-74, M75-79, M80+	
10	00:22:30	F40-44, F45-49, F50-54, F55-59	**FLURO YELLOW**
		F60-64, F65-69, F70-74, F75+	
11	00:25:00	Teams	**FLURO PINK**
		Athena	
		Family & Friends	
		Clydesdale	
12	00:27:30	FFirst Timer	**RED**
13	00:30:00	MFirst Timer	**SKY BLUE**

2XU TRIATHLON SERIES

VICTORIAN CLUB CHAMPIONSHIPS

AUS TRIATHLON VIC CLUB CHAMPIONSHIP



Race 4 will play host to the Victoria Club Championships, celebrating the strength, spirit and depth of Victoria's triathlon club community. This exciting new championship gives clubs and squads the chance to come together, race as a team and compete for state bragging rights across a fast, competitive course in a great club atmosphere. Every athlete contributes to their club's success simply by racing, whether they're chasing a podium or lining up for their first triathlon.

Clubs will compete across multiple award categories, including Club Champions (small, medium and large clubs), Age Group Champions, Para & Multiclass Champions, and Women in Triathlon Champions, with points awarded based on participation and top-five finishes (excluding Tri Kids for performance categories). Participation points will be earned across all events at Race 4, from Tri Kids through to Standard Distance. To be eligible, athletes must be current AusTriathlon members with their membership linked to an affiliated Victorian club or squad.

2XU TRIATHLON SERIES

SPRINT, OLYMPIC & AQUABIKE EVENT GUIDE

MULTISPORT APP TRACKER

LIVE ATHLETE TRACKER

Live Athlete Tracker MPW. Search race number or name to track athletes live (all distances, excluding Kids Tri). This includes the Bike Leg with 'Active Timing Chips'!

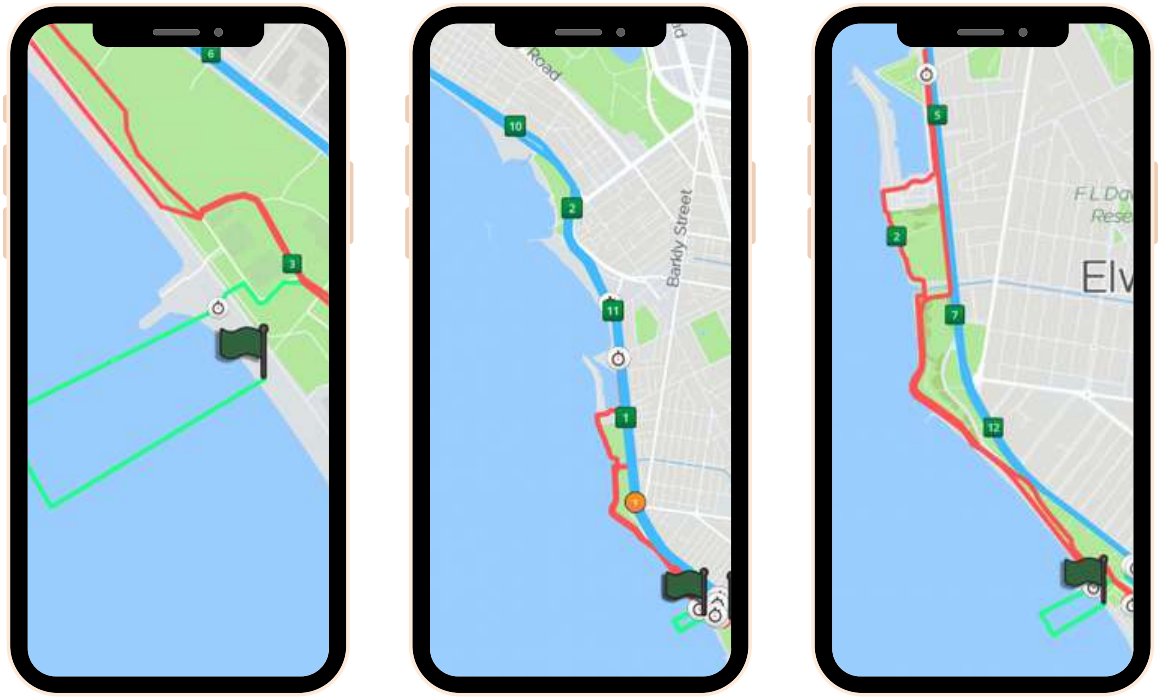

Remember to get your Family & Friends to Download 'Multisport App Tracker' App here.

Return Timing Chips At The Finish Line. Unreturned Timing Chips $80 Charge.

NEW VENUE

NEW EVENT DATE

NEW WAY TO RACE



MELBOURNE TEAMS CORPORATE TRIATHLON

March 14 2027 | Catani Gardens



ENTER NOW

20 GREAT OCEAN EST. 2007 & OTWAY CLASSIC RIDE

Proudly supporting Peter Mac
Peter MacCallum Cancer Foundation

ONE OF AUSTRALIA'S MOST SPECTACULAR RIDES

START & FINISH IN TORQUAY

SAT 24TH APRIL 2027





GROUP SPECIAL

GROUPS OF 4 OR MORE

SAVE 10% OFF EACH ENTRY

60KM, 145KM & 204KM | ENTRY INC. JERSEY