2XU TRIATHLON SERIES 2027

RACE 1 ELWOOD	06.12.2026
RACE 2 ST KILDA	10.01.2027
RACE 3 SANDRINGHAM	07.02.2027
RACE 4 ELWOOD	28.02.2027
RACE 5 ST KILDA	11.04.2027

SPRINT, OLYMPIC & AQUABIKE EVENT GUIDE



2XU TRIATHLON SERIES

SPRINT, OLYMPIC & AQUABIKE EVENT GUIDE

KEY DETAILS		
LOCATION	Catani Gardens, St Kilda	
OLYMPIC DISTANCE	1.5KM SWIM (2 LAPS) / 40KM CYCLE (3 LAPS) / 10KM RUN (2 LAPS)	
SPRINT DISTANCE	750M SWIM / 26.7KM CYCLE (2 LAPS) / 5KM RUN	
SATURDAY 10 APRIL		
Race Kit Collection	10:30am - 1:00pm	
Tri Alliance Tips & Tricks	Free Triathlon Clinic 11:30am – 12:30pm	
SUNDAY 11 APRIL		
DISTANCE	OLYMPIC & AQUABIKE	SPRINT
Race Kit Collection	5:30am – 7:55am	6:30am – 9:05am
Bike Mechanic	In venue on event day between 6:00am and 8:30am	
Bike Check-In	5:30am – 7:55am	6:45am – 9:05am
Tri Vic Race Briefing	7:55am at Swim Start	9:05am at Swim Start
RACE START	**8:10am**	**9:20am**
Presentations	Series Presentations to Follow Olympic Race 6 Podiums	
Post Race Bike Collection	After the last cyclist is off the bike leg in your distance.	

INTERACTIVE COURSE MAP

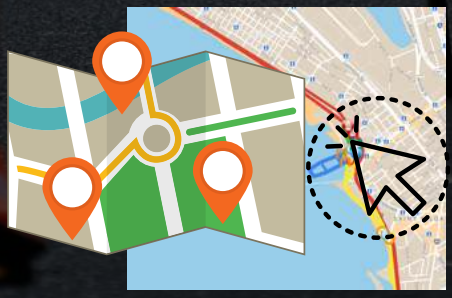

TRI-ALLIANCE TRIATHLON TIPS AND TRICKS

Keen to learn more before your race? Collect your Kit on Saturday, and attend Tri-Alliance Tips and Tricks. This includes a walk through of transition and Q&A interactive session. Free Registration Here.

2XU TRIATHLON SERIES

CHECKING IN AT THE EVENT

STEP 1. PLEASE PRESENT 'ETICKET' DURING REGISTRATION TIMES

Sent on the Thursday of Race Week to your email.
*Search **'eTicket'** (check email & spam/junk folder)*

Please note for the 2026/2027 Series, your Race Number will be allocated to you as you scan in at the registration desk.



STEP 2. RACK YOUR BIKE WITH RACE AWARD CATEGORY

Please Note: Racking Is Not According To Race Number (Draft Legal Excluded)

- Your race number will be assigned when you collect your kit. Bike racking is now organised by the race category you selected during registration, which matches your wave start category.

  STEP 1: Locate your distance.

  STEP 2: Please rack your bike in any position between the two green ticks of your category.

- You'll find signage in the following order;
  - Draft Legal Categories
  - Open
  - Age Groups (youngest to oldest)
  - Para Multiclass, Teams,
  - Family & Friends, First Timers, Clydesdale/Athena & Aquabike

2XU TRIATHLON SERIES

SPRINT, OLYMPIC & AQUABIKE EVENT GUIDE

PREPARING FOR EVENT DAY

TRANSPORT & PARKING

PUBLIC TRANSPORT WHERE POSSIBLE
We highly suggest that all competitors ride or take public transport, due to limited parking space and traffic congestion on race-day.

PARKING

- There are several non ticketed and ticket parking areas around the venue.
- Please do not park along Upper Esplanade, where the St Kilda Esplanade Market takes place.
- For those arriving early there is space in the St Kilda Triangle Carpark, participants must enter via Cavell Street, not Beach Road.
- Alternatively, parking is around St Kilda Marina or Elwood Reserve (via Head Street), allow extra time to walk or ride to the event.

RACE DAY CHECKLIST

GENERAL

- Gear bag
- Race kit (swim cap, stickers, wristband & timing band)
- Watch or heart rate monitor & band
- Energy bars, gels & fluid
- Sunscreen
- Talcum powder (for shoes)
- Vaseline (to prevent chafing)
- Race belt (Olympic distance competitors)
- Black permanent marker (number - right arm, category – left calf)

SWIM

- Swimsuit or trisuit
- Transition towel (brightly coloured)
- Goggles x 2 (or a spare strap/nose piece)
- Swim cap (part of your race kit)
- Wetsuit
- Body glide, baby oil or vaseline (to help remove wetsuit)
- Ear and nose plugs if required

BIKE

- Bike and helmet
- Bike shoes or runners
- Water bottle x 2
- Sunglasses
- Bike computer
- Socks
- Track pump or check tyre pressure beforehand
- Tool bag with spare tubes and repair tools
- Race wheels
- Electrical tape (to fasten gels or repair kit to your bike

RUN

- Running shoes (with elastic laces for a quicker transition!)
- Hat (for sun protection)
- Sunglasses (second clean pair if required)
- Socks (if preferred)

POST RACE

- Clothing (dry, warm clothing for post race)

RACE KIT

RACE KIT COLLECTION
Saturday OR Sunday. Refer to event timetable.

WHAT'S IN YOUR RACE KIT?

- Security Wristband - attach to either wrist.
- Helmet Sticker - attach to RIGHT-HAND SIDE of helmet.
- Bike Security Sticker - attach the sticker to the handlebars/head stem of your bike.
- Swim Cap - your swim cap will signify your wave start.
- Race Bib (to be worn on the Run) - Olympic Distance only
- Timing Band - securely attach to your ankle to ensure you receive accurate times. Teams receive one timing band which needs to be exchanged at your bike rack in the compound. If you withdraw during the race please return to the timing band collection area at the finish line. All athletes must hand back their timing band after they finish (including series athletes). There is a $80 charge for any bands lost, damaged or not returned at the finish .

SPRINT



AQUABIKE



OLYMPIC





NUMBER WRITING
Race Number from E-Ticket to be written on the outside of your right arm. The category letter (found on info board) goes on the back of your right calf (this is so you can tell who is in the same category as you out on course).

There will NOT be the ability to do this at the event site. Please note that you WILL be able to start if you have forgotten but we encourage you to perform this at home.

CATEGORY	REAR OF R CALF
Elite Male & Female	A
Elite Junior Male & Female	B
13-14 Youth A	BB
Open Male & Female	C
15-19 Male & Female	D
20-24 Male & Female	E
25-29 Male & Female	F
30-34 Male & Female	G
35-39 Male & Female	H
40-44 Male & Female	I

45-49 Male & Female	J
50-54 Male & Female	K
55-59 Male & Female	L
60-64 Male & Female	M
65-69 Male & Female	N
70+ Male & Female	S
Clydesdale (Male Only)	O
Athena (Female Only)	O
First Timer Male & Female	P
Family & Friends & Multiclass Male & Female	Q
Teams	R

2XU TRIATHLON SERIES

SPRINT, OLYMPIC & AQUABIKE EVENT GUIDE

GETTING READY TO RACE

BIKE COMPOUND ENTRY
Proceed to the bike compound entry. Helmet must also be on and secured. You will need to collect your Race Kit and apply all required stickers and wristbands to enter the bike compound.

Remember to arrange gear on the right-hand side of the bike.



BAG COMPOUND
There will be a fenced off area managed by volunteers near the bike compound for any large bags. Your race number will be written on a tag which will be attached to your bag. We strongly recommend that no valuables are left in this area and you label all your belongings.

RACE BRIEFING
There will be a race briefing at the swim start approximately 15 minutes prior to the first wave start for each category.

RACKING YOUR BIKE WITH YOUR CATEGORY (ANY POSITION WITHIN THE CORRECTLY SIGNED AREA)

3 BIKES PER SIDE (6 PER POLE)

TOWEL LAID OUT UNDER HELMET & SHOES - RIGHT-HAND SIDE OF BIKE



2XU TRIATHLON SERIES

SPRINT, OLYMPIC & AQUABIKE EVENT GUIDE

SWIM



BIKE



RUN



OTHER IMPORTANT INFORMATION

ROAD CLOSURES

There will be road closures of Beach Road that will affect traffic and access to parking on the race day. If you have an enquiry about traffic and road closures, please contact our Traffic Enquiries Line.

Traffic Enquiries Line: 0456 479 606
Operational: Saturday 9am-5pm
and Sunday 5am – midday.

SUNDAY 11TH APRIL 2027
6.30am - 11:45am
From St Kilda Street, Elwood to Kerferd Rd, Albert Park.
BEACH ROAD / BEACONSFIELD PARADE / JACKA BOULEVARD / MARINE PARADE / ORMOND ESPLANADE

Managed Crossings of Course
Beach Road – Cowderoy St /Pier Road:
to access Royal Melbourne Yacht Squadron & St Kilda Sea Baths.
Beach Road – Dickens St:
to access St Kilda Marina.

ROAD CLOSURE MAP

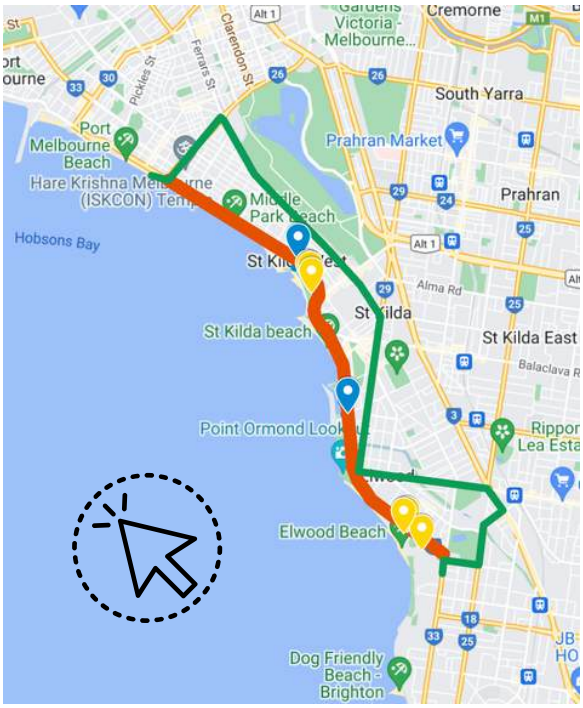

WEATHER

O2 Events will communicate with the Weather Bureau regarding specific details of possible weather conditions including intensity, duration and likelihood. In the instance the event is adversely affected by extreme weather, consultation between O2 and relevant authorities will be held to determine the actions required with the safety of participants, staff and the public at the forefront of any decision made.

Water quality - in the instance of large volumes of rain in the days before the event that negatively affect water quality, a call won't be made until the event morning itself of whether to cancel the swim leg and instead have a Run / Bike / Run. The decision is left until the event morning to give a swim every chance of occurring, and pollution clearing. Please follow our facebook for the most up to date information in these instances https://www.facebook.com/2XUtriseries/.

2XU TRIATHLON SERIES

SPRINT, OLYMPIC & AQUABIKE EVENT GUIDE

RACING - TECHNICAL REGULATIONS

GENERAL CONDUCT - COMPETITORS MUST:

- Practice good sports conduct at all times.
- Competitors are responsible for following the Triathlon Australia Race Competition Rules and any special rules applicable to the event.
- Obey instructions from event officials, marshals, and Police.
- Obey traffic regulations unless otherwise instructed by an event official.
- Treat other competitors, officials, volunteers and spectators with respect.
- Know and keep on the designated event course.
- Not wear electronic devices e.g. iPod, mobile phone etc.
- Not obstruct or interfere with the forward progress of another competitor or jeopardise the safety and welfare of another competitor or race official or spectator or member of the public.
- Only accept assistance from an event official, otherwise no outside assistance.
- Not discard any equipment or litter on the course except at approved dedicated location (do not litter).

BIKE COMPOUND

All bags should be removed from transition prior to transition closing for the start of the event.

SWIM CONDUCT - COMPETITORS:

- Must wear the swim cap provided.
- May use any swimming stroke for propulsion through the water, and may tread water or float.
- May stand on the bottom or rest by holding an object e.g. boat, buoy or paddleboard. However, they must not make forward progress whilst doing this.
- Should raise an arm overhead and call for assistance in an emergency. If assistance is rendered beyond resting, the competitor will be deemed to have not finished the event.
- Must take all their equipment i.e. swim cap and goggles to their designated rack in transition.
- Any competitor receiving an infringement penalty may be required to serve a Stop-Start Penalty with the Technical Official where the infringement occurred on the course.

CYCLE CONDUCT – COMPETITORS:

- Must wear footwear and a top.
- Must wear a helmet approved by a testing authority and it must remain securely fastened at all times once the bike is removed from the rack, on the bike course and until bike is replaced on bike rack.

WHAT'S DRAFTING AND HOW DO I AVOID DOING IT ON THE BIKE LEG?

7m Drafting Rule @ 2XU Tri-Series



UNDERSTANDING BEACH RD CLOSURE AND RESIDENT ACCESS LANE

DO NOT ENTER
Coned lane on the resident side of Beach Rd,
'Resident Access Lane'

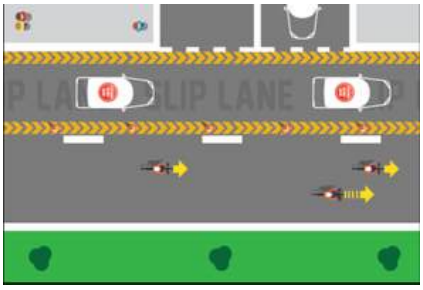

HOW TO CORRECTLY FIT YOUR HELMET?

WATCH THIS SHORT VIDEO ON HOW TO CORRECTLY FIT YOUR HELMET



CYCLE CONDUCT – COMPETITORS (CONT.)

- Must cycle in single file on left hand side of bike course unless passing. Failure to do so will incur a penalty for a blocking infringement.
- Must keep a distance of 7 meters between leading edge of front wheel of the forward bike and leading edge of front wheel of following bike, unless passing.
- Draft zones may overlap for safety reasons, leaving or entering transition and when making an acute/U turn.
- Have 15 seconds to pass through the 7 meter draft zone and must be gaining on the forward competitor at all times. After passing must move to the left when safe to do so.
- Competitor passed must immediately drop back out of the draft zone of forward competitor before attempting to repass. Distance between two competitors must be increasing.
- Competitors reported for drafting, or an illegal pass, will be shown a BLUE card by a Technical Official.
- In both cases they will be asked to confirm their race number, be told of the infringement and to report for a 3 minute time penalty at the next Penalty Box on the cycle course.
- Failure to observe the above will result in a disqualification for failing to serve the penalty.
- Competitors reported for blocking may be shown a YELLOW card by a Technical Official, and may be given a stop and go penalty, which is to be served in the Penalty Box.

RUN CONDUCT - COMPETITORS

- Must wear shoes and a top.
- Outside assistance is not permitted.

PENALTIES

- Infringement of the rules may result in one of the following penalties:
- **Yellow Card** Stop-Start penalty to be served with the Technical Official where the infringement occurred on the course excluding the cycle course. Generally swim, transition and run segments of the course will be served with a technical official, for cycle leg this needs to be served in the penalty box.
- **Blue Card** on cycle leg of course is shown for an infringement then a 3 minute time penalty must be served at the next Penalty Box on the cycle course. Two or more blue cards may result in a disqualification.
- **Red Card** is shown for a major infringement. Competitor may complete event but Race Referee will rule on the infringement at conclusion of event and if ratified, competitor will be disqualified.

AUS TRIATHLON

MORE INFO HERE

DRAFT ZONE DISTANCE 7M

- Keep left
- Pass within allowed time
- Continue momentum after passing
- Drop out of draft zone on being passed
- Never pass on the left

2XU TRIATHLON SERIES

OLYMPIC & AQUABIKE WAVE STARTS

Please be at the 'Swim Start' chute 15 minutes before your wave time.
Your time will start when your timing band crosses beneath the swim start arch.

OLYMPIC & AQUABIKE STARTS (PLUS DRAFT LEGAL)			
WAVE#	**WAVE TIME (8:10AM + H:MM:SS)**	**CATEGORY** (Please rack your bike with your wave Category)	**SWIM CAP** (Please start with your category noting some colours appear multiple times)
OLYMPIC DISTANCE1.5KM SWIM (2 LAPS) / 40KM CYCLE (3 LAPS) / 10KM RUN (2 LAPS)			
1	00:00:00	MElite (Draft Legal)	FLURO PINK
		MJunior Elite (Draft Legal)	FLURO YELLOW
2	00:02:00	FElite (Draft Legal)	FLURO PINK
		FJunior Elite (Draft Legal)	FLURO YELLOW
3	00:05:00	MOpen	RED
		FOpen	
4	0:07:30	M15-19	SKY BLUE
		M20-24	
		M25-29	
		Para Multiclass	
5	00:10:00	M30-34	FLURO GREEN
		M35-39	
6	00:12:30	M40-44	LIGHT PURPLE
		M45-49	
7	00:15:00	M50-54, M55-59, M60-64	YELLOW
		M65-69, M70-74, M75-79, M80+	
8	00:17:30	F15-19, F20-24	FLURO PINK
		F25-29, F30-34	
9	00:20:00	30-35, F40-44, F45-49, F50-54, F55-5	WHITE
		F60-64, F65-69, F70-74, F75+	
10	00:22:30	MAquaBike (No Run Leg)	FLURO ORANGE
		FAquabike (No Run Leg)	
		Teams	
		Athena	
		Clydesdale	

2XU TRIATHLON SERIES

SPRINT WAVE STARTS

Please be at the 'Swim Start' chute 15 minutes before your wave time.
Your time will start when your timing band crosses beneath the swim start arch.

SPRINT DISTANCE			
WAVE#	**WAVE TIME (9:20 AM + HH:MM:SS)**	**CATEGORY** (Please rack your bike with your wave Category)	**SWIM CAP** (Please start with your category noting some colours appear multiple times)
SPRINT DISTANCE 750M SWIM / 26.7KM CYCLE (2 LAPS) / 5KM RUN			
1	00:00:00	MYouth (Non Draft Legal)	**FLURO YELLOW**
		FYouth (Non Draft Legal)	
2	00:02:00	MOpen	**RED**
		FOpen	
3	00:04:00	M25-29	**FLURO GREEN**
		MPara Multiclass (21 & Over)	
		MPara Multiclass (20 & Under)	
4	00:06:00	M15-19	**SKY BLUE**
		M20-24	
5	00:08:00	M30-34	**YELLOW**
6	00:10:00	M35-39	**LIGHT PURPLE**
7	00:12:00	M40-44	**FLURO ORANGE**
8	00:14:00	M45-49	**FLURO PINK**
9	00:16:00	F15-19, F20-24, F25-29	**WHITE**
		F30-34, F35-39	
		FPara Multiclass (21 & Over)	
		FPara Multiclass (20 & Under)	
10	00:18:00	M50-54, M55-59, M60-64	**ORANGE**
		M65-69, M70-74, M75-79, M80+	
11	00:20:00	F40-44, F45-49, F50-54, F55-59	**FLURO YELLOW**
		F60-64, F65-69, F70-74, F75+	
12	00:22:00	Teams	**FLURO PINK**
		Athena	
		Family & Friends	
		Clydesdale	
13	00:24:00	FFirst Timer	**RED**
14	00:26:00	MFirst Timer	**SKY BLUE**

MULTISPORT AUSTRALIA TRACKER

LIVE ATHLETE TRACKER

Live Athlete Tracker MPW. Search race number or name to track athletes live (all distances, excluding Tri Kids). This includes the Bike Leg with 'Active Timing Chips'!

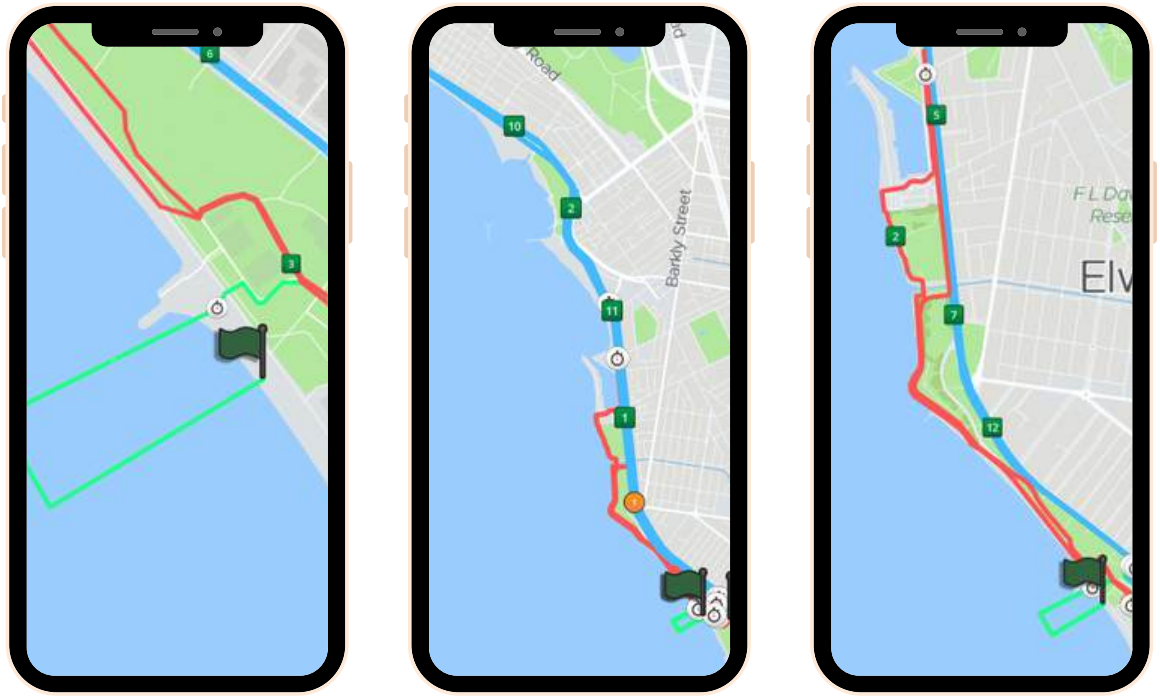

Remember to get your family & friends to download 'MultiSport Australia' app here.

Return timing chips at the finish line.
Unreturned timing chips = $80 charge.

20 GREAT OCEAN EST. 2007 & OTWAY CLASSIC RIDE

Proudly supporting Peter Mac
Peter MacCallum Cancer Foundation

20TH YEAR CELEBRATION!
ENTRY INCLUDES JERSEY

60KM, 145KM & 204KM - GREAT OCEAN ROAD





START / FINISH TORQUAY, VICTORIA

RIDE SATURDAY 24TH APRIL 2027